




























Transoms For Gliding Doors

For Single Panel Units







For 2 Panel Units

Rough Opening	2'-8 1/4"	3'-2 1/4"	4'-2 1/4"	5'	6'	8'
Unit Dim.	2'-7 1/2"	3'-1 1/2"	4'-1 1/2"	4'-11 1/4"	5'-11 1/4"	7'-11 1/4"
Glass Dim.	29 7/16"	35 7/16"	47 7/16"	57 1/8"	69 1/8"	7'-11 1/4"
				27 3/4"	33 3/4"	45 3/4"
1'-1/2"						
1'-4 1/2"						
2'-1/2"						

For 3 Panel Units

Rough Opening	7'-8 1/8"	9'-2 1/8"	12'-2 1/8"
Unit Dim.	7'-7 3/8"	9'-1 3/8"	12'-1 3/8"
Glass Dim.	28 5/8"	34 5/8"	46 5/8"
1'-1/2"			
1'-4 1/2"			
2'-1/2"			

For 4 Panel Units

Rough Opening	9'-10"	11'-9 7/8"
Unit Dim.	9'-9 1/4"	11'-9 1/8"
Glass Dim.	27 1/2"	33 1/2"
1'-1/2"		
1'-4 1/2"		
2'-1/2"		



*For all product testing approval numbers and information, please visit :

<http://www.neumadoors.com/resource>

*For Florida Building Code Approval, please see :

http://www.floridabuilding.org/pr/pr_app_srch.aspx

*For Texas Department of Insurance Approval, see :

<http://www.tdi.state.tx.us/wind/prod/indexdr.html>

*For Dade County Approval, see :

http://www.miamidade.gov/building/pc-search_app.asp?